



Bicycle Safety Promotion Logo

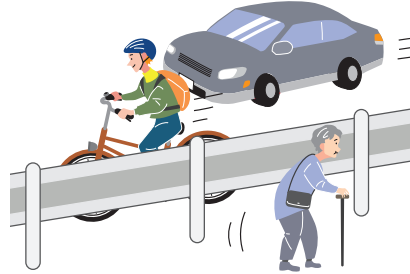
For Foreign Visitors & Residents

Bicycles are now also subject to enforcement of traffic laws.

Did You Know? Japanese Traffic Rules & Manners

Pedestrians on the right. Cars and bicycles on the left.

- Pedestrians walk on the right side of the road.
- Pedestrians use sidewalks or pedestrian zones if they are available.
- Cars and bicycles travel on the left side of the road.



Wear a helmet regardless of age.

64% of cycling fatalities are caused by head injuries.




Take out insurance in case of a bicycle accident.

The Tokyo Metropolitan Government ordinance has been amended, making it mandatory from April 1, 2020 for all those who use bicycles to have insurance*. Take out insurance to cover yourself in case of a bicycle accident.

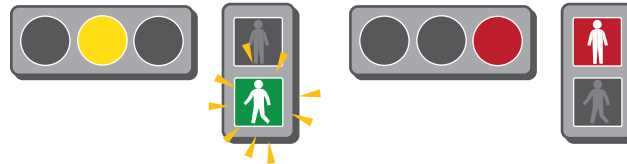
*Accident insurance for liability coverage in the event of death or bodily injury to a third party caused when using a bicycle

Obey traffic lights and road signs.

Let's go !




Stop !



Stop sign



What to do in the event of a traffic accident.



- ① Stop your bicycle immediately.
- ② Move your bicycle to the roadside. Do not block traffic.
- ③ Call an ambulance (dial 119) if someone is injured. Give emergency aid until the ambulance arrives. However, do not try to move the injured person. Call the police (dial 110). Never leave the scene of an accident. You are obliged to explain to the police how the accident happened.

Dial "119" and "110"

Let's review traffic rules & manners for bicycles

As a general rule, bicycles travel on the road.

(Bicycles on sidewalks are allowed only as exceptions to the rule)

Violations may be subject to imprisonment of not more than 3 months or a fine of not more than 50,000 yen.

~Cases where bicycles are allowed on sidewalks~

① Where designated by road signs or road markings

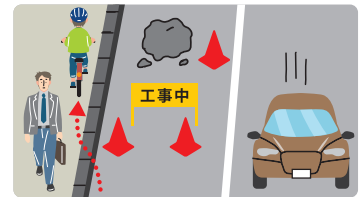


"Pedestrian and Bicycle Only" road sign

② When the cyclist is:

- A child under 13 years old
- A person 70 years old or older
- A person with a physical disability

③ When otherwise unavoidable to ensure your own safety



Pedestrians have the right of way on sidewalks. Ride slowly, staying on the side closer to the roadway.

When on the sidewalk, proceed at a speed that will allow you to stop immediately. Stop whenever there is a possibility of blocking pedestrian passage.

Violations may be subject to a criminal fine or petty fine of not more than 20,000 yen.



Obey the safety rules.

Drunk riding

Penalty: Imprisonment of not more than 5 years or fine of not more than 1,000,000 yen



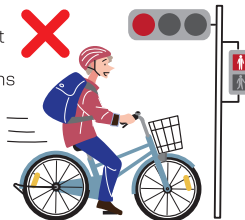
Using a mobile phone while riding

Penalty: Imprisonment of not more than 6 months or fine of not more than 100,000 yen



Ignoring traffic lights

Penalty: Imprisonment of not more than 3 months or fine of not more than 50,000 yen



Failing to stop

Penalty: Imprisonment of not more than 3 months or fine of not more than 50,000 yen



Riding at night without a light

Penalty: Fine of not more than 50,000 yen



Riding with a passenger

Penalty: Fine of not more than 20,000 yen or minor fine



Riding side by side

Penalty: Fine of not more than 20,000 yen or minor fine



Using an umbrella while riding

Penalty: Fine of not more than 50,000 yen



Wearing headphones or earphones while riding

Penalty: Fine of not more than 50,000 yen



From April 1, 2026, bicycles will also be included. Traffic Infraction Notification Procedure to be established. Certain violations committed by bicycle riders (aged 16 or over) are subject to the traffic violation notice system.

Check the rules

TOKYO Bicycle Rulebook

With the introduction of the Blue Ticket system, let's review bicycle traffic rules.



Have fun learning on your smartphone

Tokyo Bicycle Safety Learning App "Rin-toré"

Easy-to-understand explanations with CG and animation! You can also experience a virtual bicycle ride.



When riding a bicycle, avoid dangerous riding behavior and also pay close attention to the movement of cars beside you and behind you.